

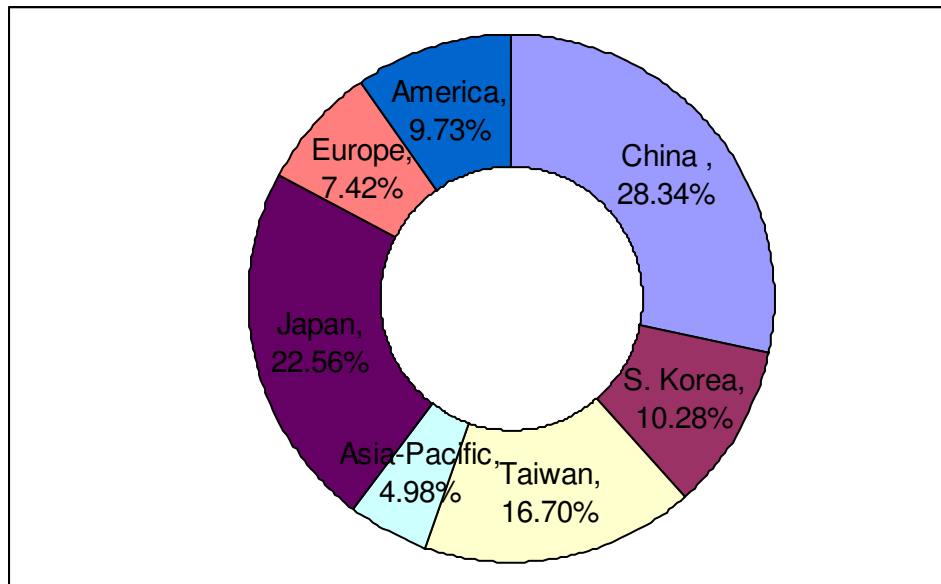
Advanced Printed Circuit Board (PCB) Industry Report, 2007-2008

Aug.2008

ResearchInChina

Global PCB Industry Pattern

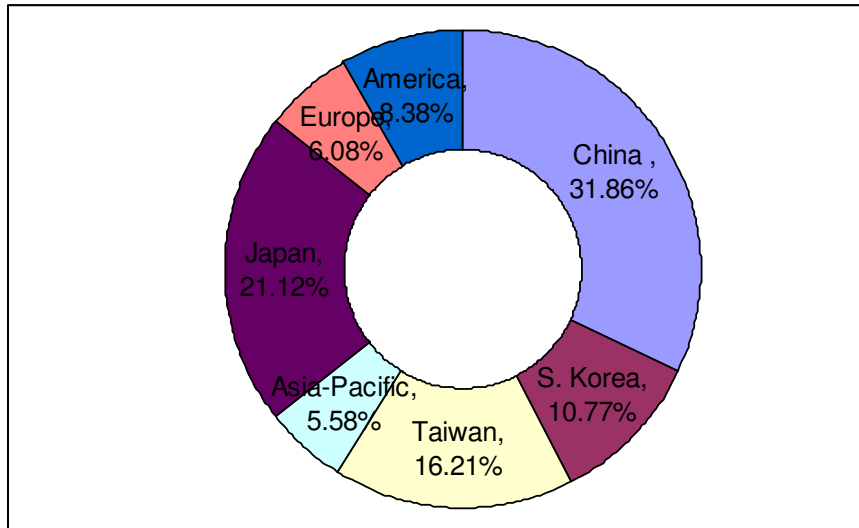
Global PCB Industry Layout by Region, 2007



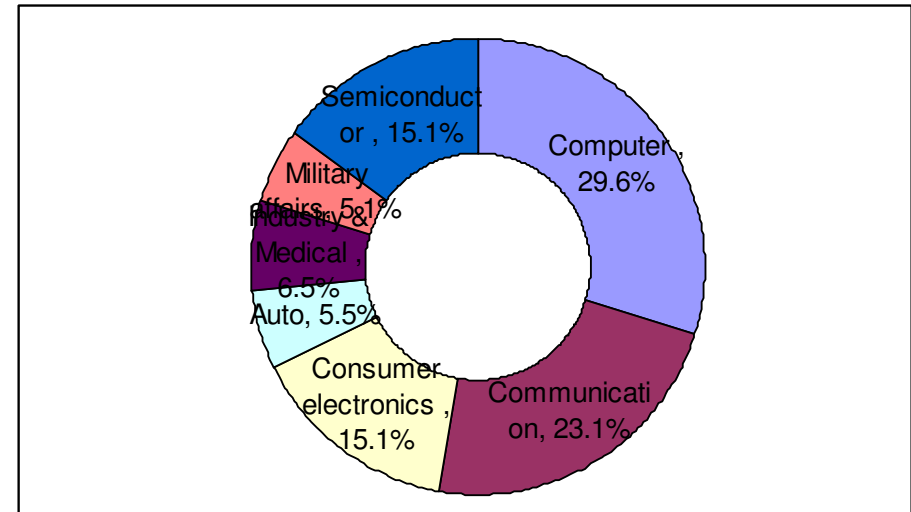
Source: TCPA, ResearchInChina

In 2007, the output value of global PCB industry was USD 47.8 billion against USD 42 billion in 2005. The mainland China and Taiwan took up 60% market share of the total. It is forecasted that the output value of global PCB is USD 54.9 billion.

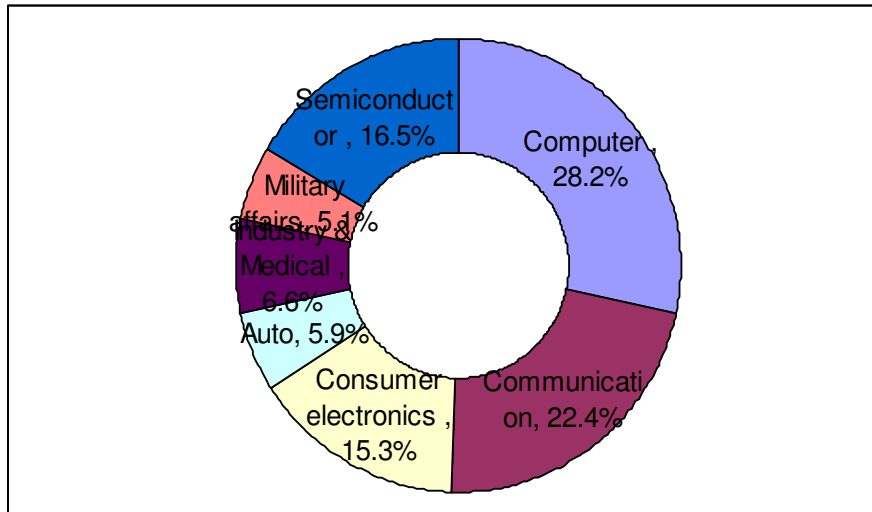
Global PCB Industry Layout by Region, 2010



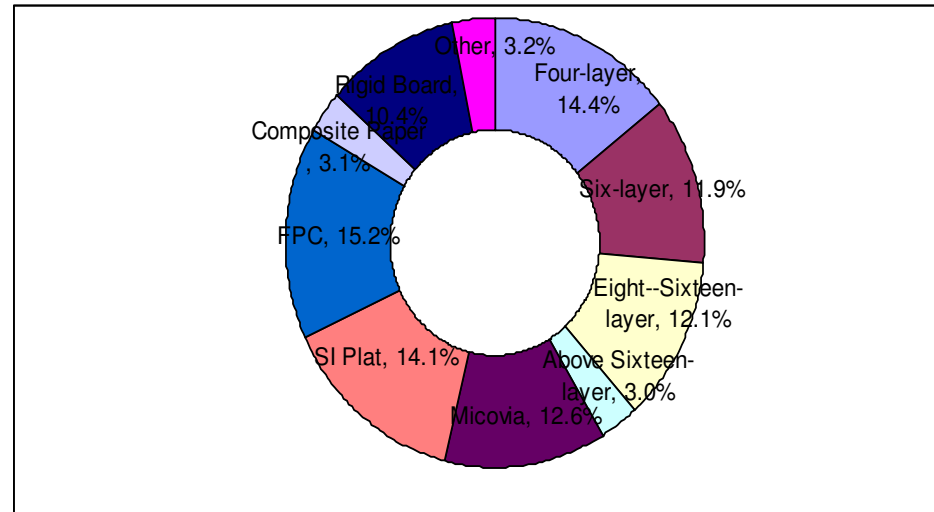
Global PCB Downstream Layout by Output Value, 2007



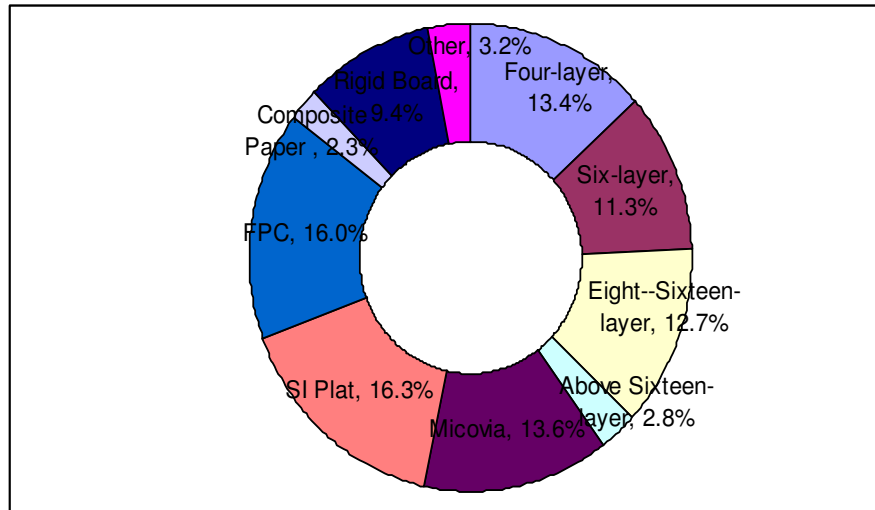
Global PCB Downstream Layout by Output Value, 2010



Global PCB Technology Layout by Output Value, 2007



Global PCB Technology Layout by Output Value, 2010



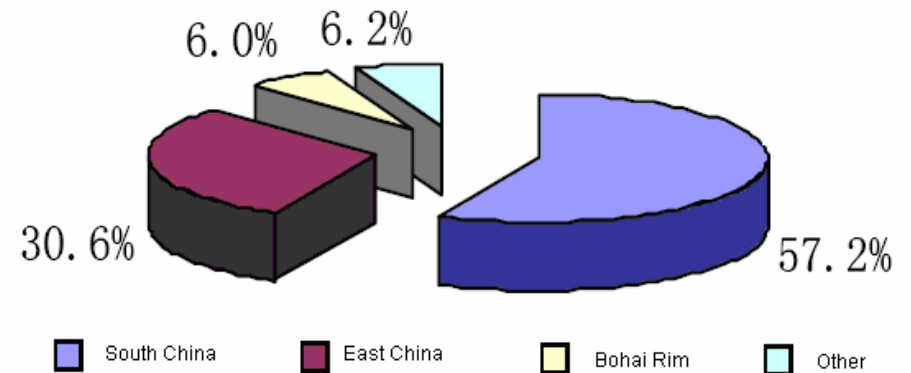
Revenue of Global Top Ten PCB Manufacturers, 2005-2007

	2005	Revenue (USD million)	2006	Revenue (USD million)	2007	Revenue (USD million)
1	Ibiden	1444	Ibiden	1783	Ibiden	1820
2	Nippon Mektron	1135	Unimicon	1250	Unimicon	1550
3	CMK	1084	SEMCO	1187	Nippon Mektron	1530
4	Shinko	967	Nippon Mektron	1174	SEMCO	1270
5	SEMCO	957	CMK	1115	Nanya	1240
6	Unimicon	930	Nanya	1099	CMK	1165
7	Nanya	839	Shinko	1037	King Board	900
8	YoungPoon	700	King Board	760	Tripod	830
9	King Board	694	Compeq	732	Fujikura	825
10	Daeduck	654	Multek	695	Shinko	795

Production Value of PCB by Types in Mainland China, 2005, 2006, 2007, 2011



Regional Distribution of PCB Manufacturers in Mainland China, 2007



Multilayer board is the mainstream, with rapid growth.

How to Buy

Product details			How to Order
Single user	USD	File	By email: report@researchinchina.com
	2,500	PDF	By fax: 86-10-82600829
Enterprisewide	3,800	PDF	By online: www.researchinchina.com
Publication date: August 2008			
For more information, call our office in Beijing, China: Tel: 86-10-82600828 Website: www.researchinchina.com			