

China Early Childhood Education Industry Report, 2009

Feb/2010



Property right statement: Copyright of charts, tables and sentences in this report belongs to ResearchInChina (Beijing Waterwood). For charts or tables marketed as from other sources, original publishers own the copyright. The quoted data in this report are collected from public sources. If there is any problem related to property right, please do not hesitate to contact ResearchInChina.

2. A Panorama of China Early Childhood Education

At the end of 2008, China's total population reached 1328.02 million, increasing by 6.73 million over that at the end of 2007. In 2008, 16.08 million babies were born, the birth rate was 12.14 ‰; 9.35 million people died, the mortality rate was 7.06 ‰; the natural growth rate was 5.08 ‰. Among babies, the sex ratio was 120.56.

China's Population Structure, 2008

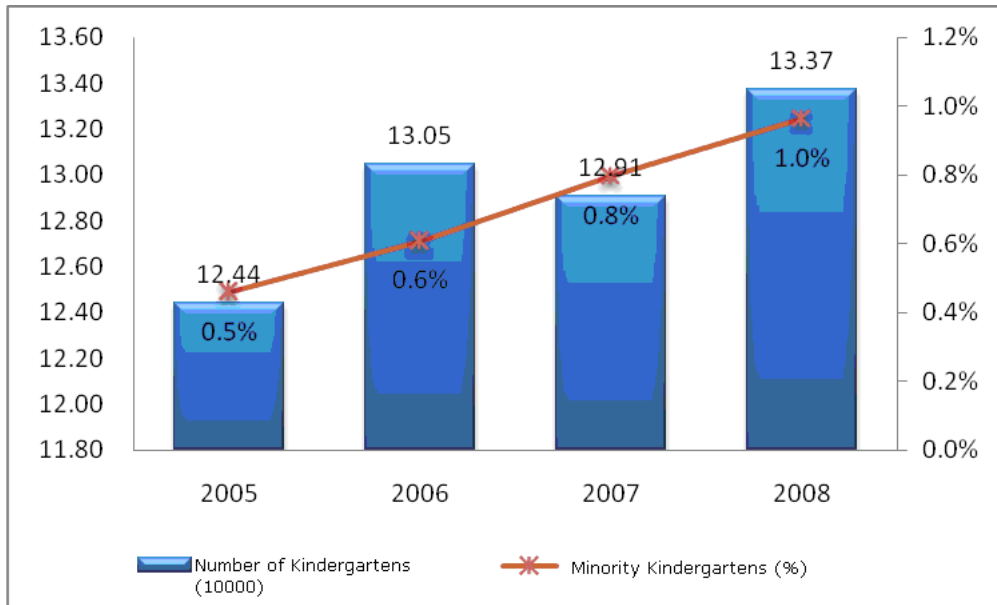
Indicator (unit: 10000 people)	Population	Proportion (%)	
Population in China	132802	100.0	
including: urban areas	60667	45.7	
rural areas	72135	54.3	
including: male	68357	51.5	
female	64445	48.5	
including: 0-14	25166	19.0	
15-59	91647	69.0	
60 or above	15989	12.0	
including: 65 or above	10956	8.3	

Source: National Bureau of Statistics of China

2.1 Schools

In 2008, there were 133700 kindergartens, 4636 more than that of 2007. Of 133700, 1287 were minority kindergartens, accounting for 1.0% of the total number of kindergartens, increasing by 0.2% over 2007.

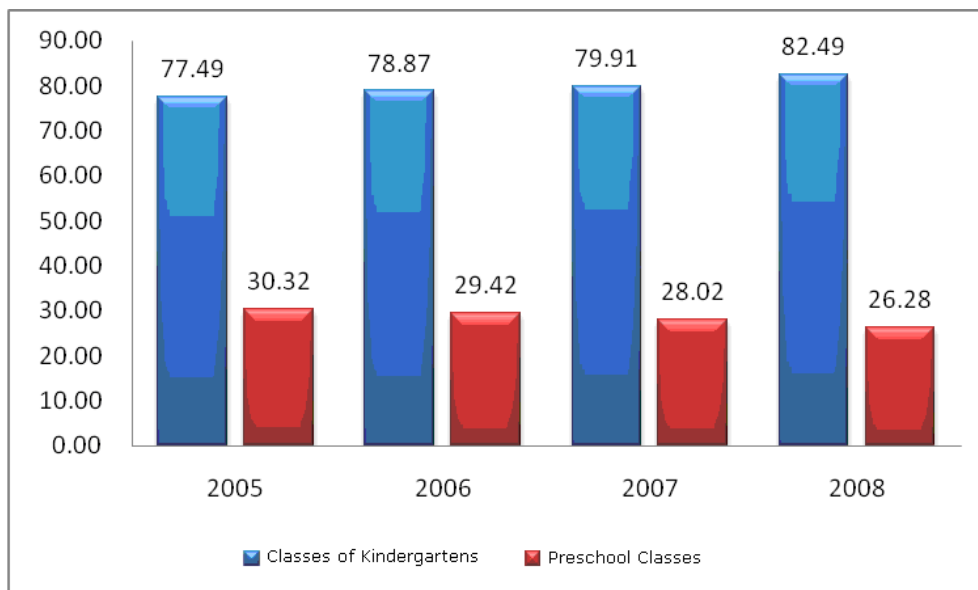
Number of Kindergartens in China, 2005-2008



Source: ResearchInChina

In 2008, Chinese kindergartens had 824900 classes, up 3.2% than 2007. Of 824900 classes, 262800 were preschool classes, reducing by 17394 compared with 2007. This is because Beijing, Liaoning, Guangdong and other provinces forbade kindergartens to hold preschool classes in order to regulate preschool education.

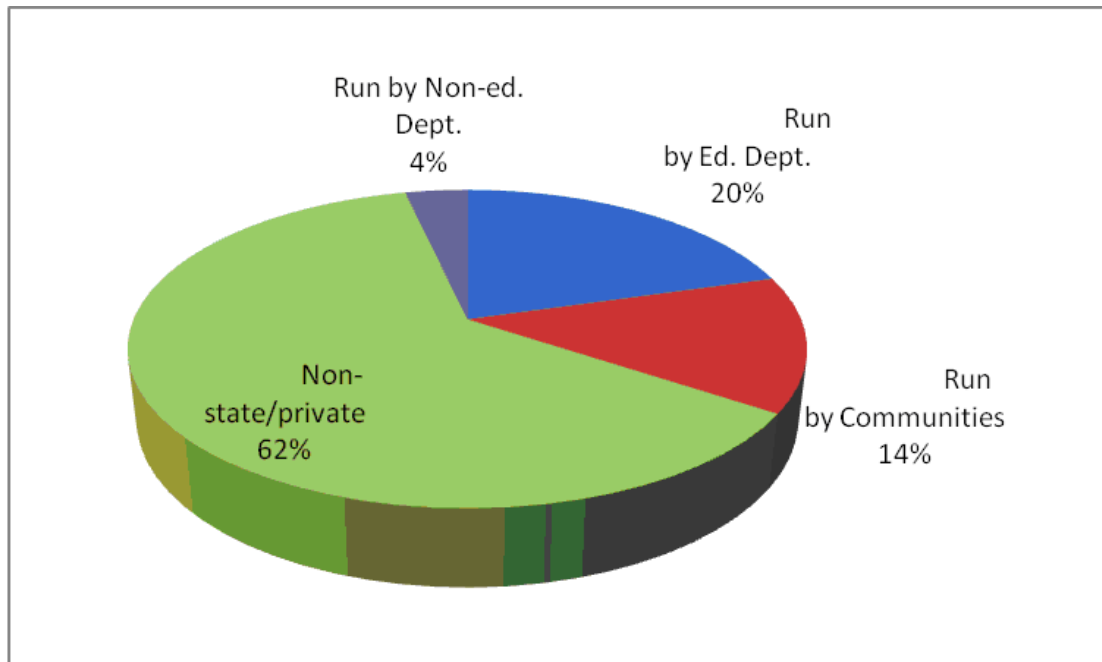
Classes of Kindergartens in China, 2005-2008



Source: China Ministry of Education

In terms of sponsors, kindergartens are organized by education sectors, collective sectors, individuals and others. 82% of kindergartens are managed by education sectors and individuals.

Sponsors of Kindergartens in China, 2008



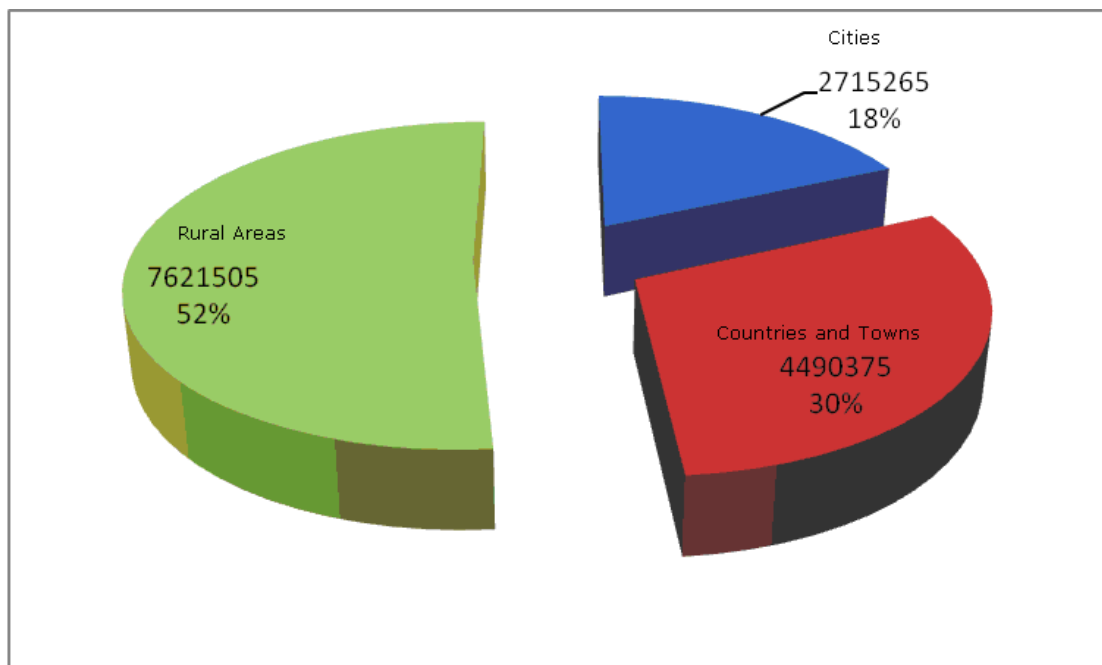
Source: China Ministry of Education

Private kindergartens take a dominating position in China. The proportion of private kindergartens rose to 62.2% in 2008. It is expected that the proportion will continue to rise in the future.

4. Regional Early Childhood Education

From the figure below, we can see that the number of children enrolled in kindergartens in rural areas accounted for 52%, which was determined by the huge rural population. But, it can not be overlooked that high-quality early childhood education resources are concentrated in cities where the number of children enrolled in kindergartens only accounted for 18%.

Children Enrolled in Kindergartens in China by Region, 2008



Source: China Ministry of Education

→ Related Reports

China Early Education Market Report, 2008-2009

<http://www.researchinchina.com/Htmls/Report/2009/5631.html>

China Education and Training Industry Report, 2008-2009

<http://www.researchinchina.com/htmls/Report/2009/5753.html>

China Vocational Training Market Report, 2008

<http://www.researchinchina.com/htmls/Report/2009/5632.html>

For more, please visit <http://www.researchinchina.com/Htmls/report/category2.html>

About ResearchInChina

ResearchInChina (www.researchinchina.com) is a leading independent provider of China business intelligence. Our research is designed to meet the diverse planning and information needs of businesses, institutions, and professional investors worldwide. Our services are used in a variety of ways, including strategic planning, product and sales forecasting, risk and sensitivity management, and as investment research.

ResearchInChina also offers subscription products for clients, including Market Weekly, Market Monthly and Market Quarterly on various industries. Market Weekly (Monthly and Quarterly) is the important step to understand the investment potential in China market.

We have over 600 clients worldwide, including the largest commercial and investment banks; insurance companies; research institutions; financial services firms; mutual funds; manufacturers; utilities; and industrial and technology clients.

**Address: Room 1008, A2, Tower A, Changyuan
Tiandi Building, No. 18, Suzhou Street, Haidian
District, Beijing, China 100080**

Tel: 0086-10-82600828, 82600893

Fax: 00-86-10-82601570

Mail: report@researchinchina.com